



# Aggregate Kentuckiana Report

## Select Preventive Care Measures

### January 09 - December 09

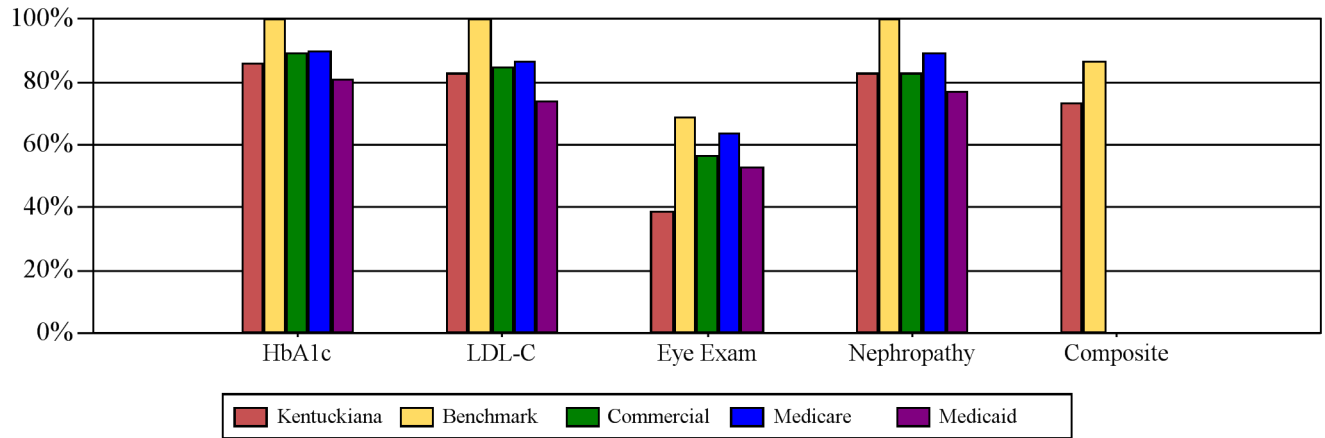
The Kentuckiana Health Collaborative (formerly the organization known as the Kentuckiana Health Alliance Quality Improvement Consortium or KHAQI-C) is pleased to announce the release of the *2010 Consolidated Measurement Report*. This report was sent to health care providers throughout Kentuckiana and the state of Kentucky to provide feedback on the quality of care their patients received on selected measures. Anthem, Humana, Passport Health, and Kentucky Medicaid provided *only administrative* data for this confidential report. All measures use criteria established by HEDIS with the exception of the Colon Cancer Screening measure which did not follow HEDIS specifications and measured colorectal cancer screening on individuals ages 50-52. No chart review was conducted, although the national statistics provided did include chart review and therefore is not a true comparison. Individual provider data was NOT publicly shared.

	Kentuckiana Average <sup>1</sup> Claims Data Only			Kentuckiana Benchmark <sup>2</sup> Claims Data Only			2009 HEDIS Trends <sup>3</sup> Claims Data Plus Chart Review		
	Denominator	Numerator	Rate	Denominator	Numerator	Rate	Commercial	Medicare	Medicaid
<b>Diabetes</b>									
HbA1c Tested	12,411	10,681	86%	1,250	1,240	100%	89%	90%	81%
LDL-C Screening Performed	12,411	10,327	83%	1,241	1,241	100%	85%	87%	74%
Eye Exam (retinal) Performed	12,411	4,866	39%	1,257	842	67%	57%	64%	53%
Nephropathy Monitored	12,411	10,250	83%	1,310	1,308	100%	83%	89%	77%
Diabetes Composite Measure*	49,644	36,124	73%	4,964	4,361	88%			
<b>Breast Cancer</b>									
Mammogram Performed	31,639	24,223	77%	3,375	3,298	98%	71%	69%	52%
<b>Pediatric Pharyngitis</b>									
Group A Streptococcus Test	6,906	5,217	76%	723	712	98%	77%	N/A	62%
<b>Pediatric Upper Respiratory Infection</b>									
No Antibiotic Rx	3,757	2,908	77%	395	394	100%	84%	N/A	86%
<b>Low Back Pain</b>									
Appropriate Use of Imaging Study	4,264	2,855	67%	428	405	95%	74%	N/A	76%
<b>Cervical Cancer</b>									
Pap Test Performed	44,323	35,197	79%	4,433	4,429	100%	77%	N/A	66%
<b>Colon Cancer<sup>4</sup></b>									
Appropriate Screening	4,616	1,999	43%	465	419	90%			
<b>Chlamydia</b>									
Test Performed	6,752	3,265	48%	704	627	89%	43%	N/A	57%
<b>Adults with Acute Bronchitis</b>									
No Antibiotic Rx	3,818	929	24%	409	277	68%	24%	N/A	26%

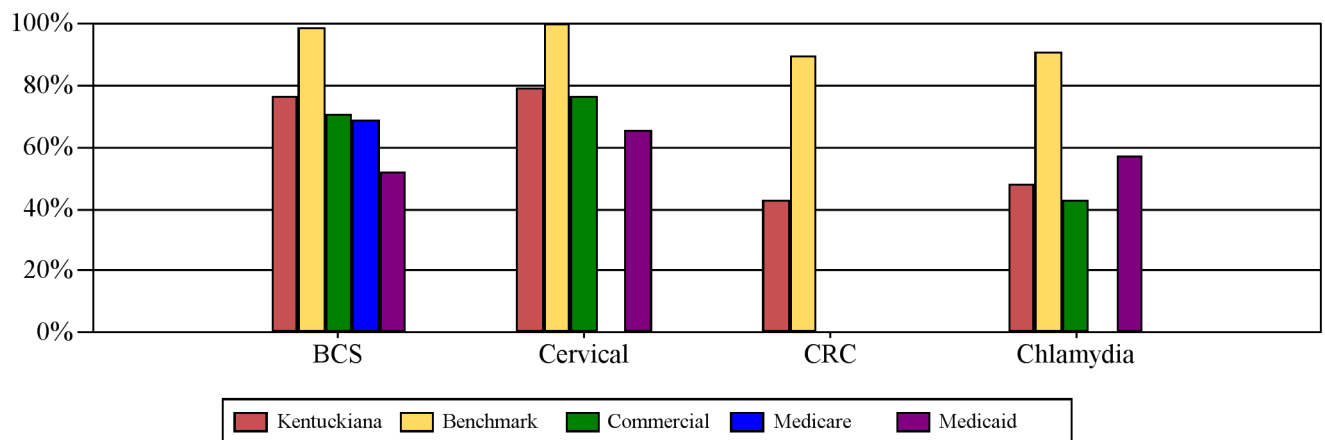
1. Reflects overall performance of all providers in Kentuckiana (Jefferson, Oldham, and Bullitt counties in KY; Floyd, Clark, Harrison, Scott counties in IN) as available from the participating plans' administrative data.
2. Kentuckiana Benchmark is an average rate for the top-ranked providers in Kentuckiana whose patients together account for 10% of the total population in this report.
3. "The State of Health Care Quality 2010," National Committee for Quality Assurance.
4. This measure did not follow HEDIS specifications and measured colorectal cancer screening on individuals ages 50-52.

\* The sum of diabetes care provided divided by the sum of all diabetes measures.

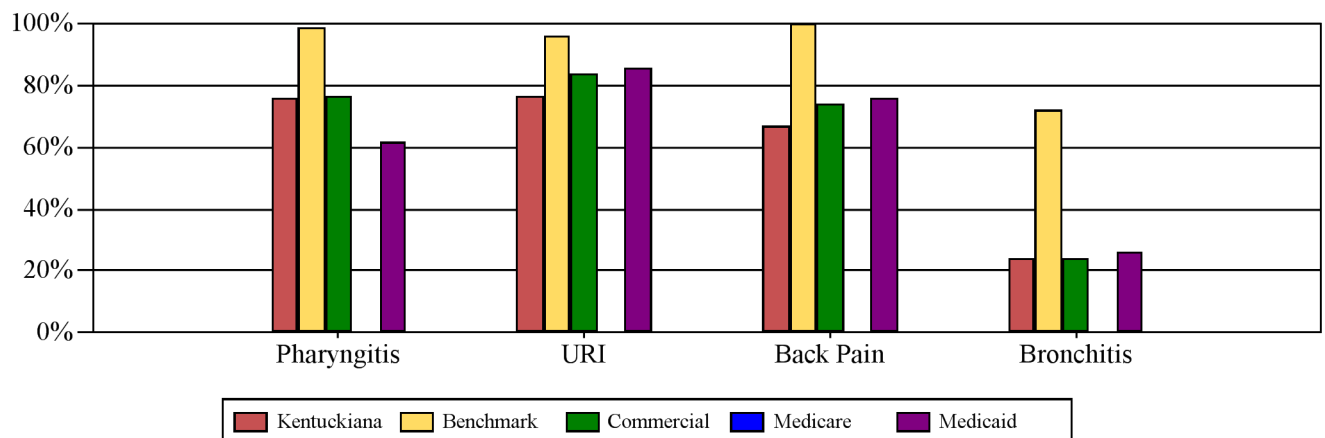
### Diabetes Measures



### Screening Measures



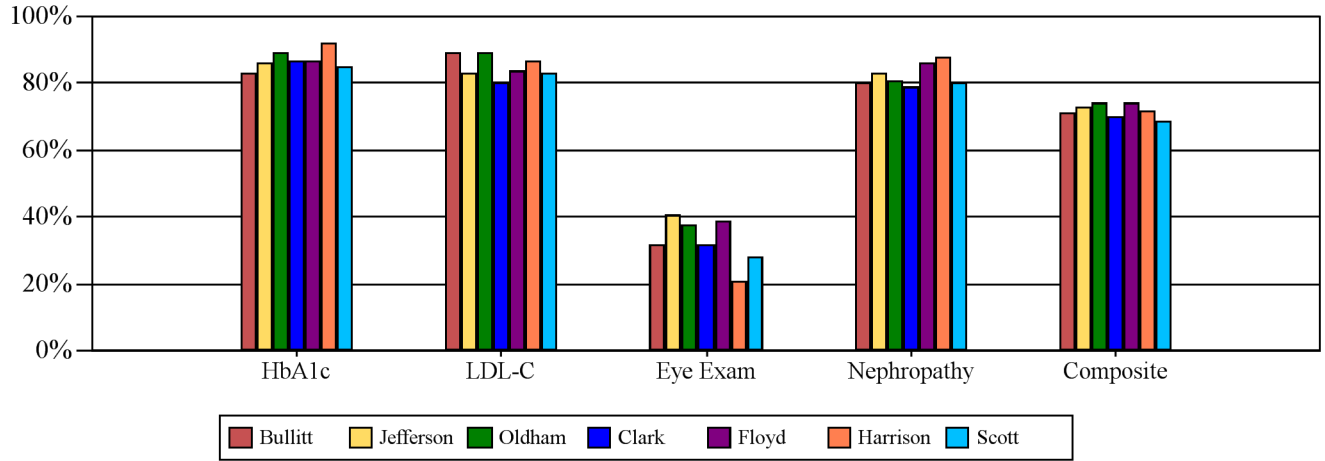
### Acute Care Measures



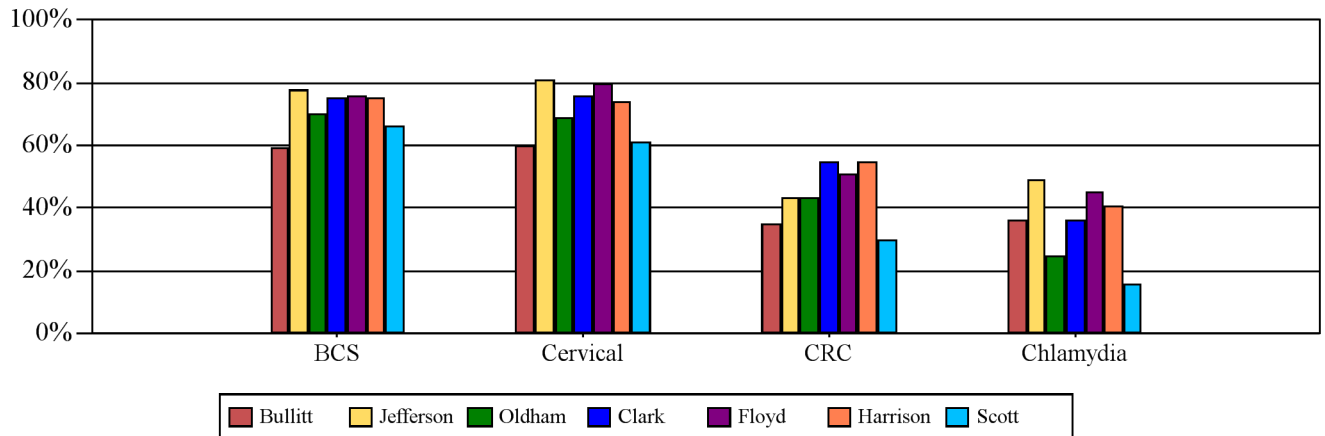


	Kentucky			Indiana			
	Bullitt	Jefferson	Oldham	Clark	Floyd	Harrison	Scott
<b>Diabetes</b>							
HbA1c Tested	83%	86%	89%	87%	87%	92%	85%
LDL-C Screening Performed	89%	83%	89%	80%	84%	87%	83%
Eye Exam (retinal) Performed	32%	41%	38%	32%	39%	21%	28%
Nephropathy Monitored	80%	83%	81%	79%	86%	88%	80%
Diabetes Composite Measure*	71%	73%	74%	70%	74%	72%	69%
<b>Breast Cancer</b>							
Mammogram Performed	59%	78%	70%	75%	76%	75%	66%
<b>Pediatric Pharyngitis</b>							
Group A Streptococcus Test	50%	76%	84%	93%	84%	65%	43%
<b>Pediatric Upper Respiratory Infection</b>							
No Antibiotic Rx	80%	77%	75%	84%	82%	83%	42%
<b>Low Back Pain</b>							
Appropriate Use of Imaging Study	69%	66%	62%	71%	68%	73%	71%
<b>Cervical Cancer</b>							
Pap Test Performed	60%	81%	69%	76%	80%	74%	61%
<b>Colon Cancer(4)</b>							
Appropriate Screening	35%	43%	43%	55%	51%	55%	30%
<b>Chlamydia</b>							
Test Performed	36%	49%	25%	36%	45%	41%	16%
<b>Adults with Acute Bronchitis</b>							
No Antibiotic Rx	12%	27%	19%	25%	14%	7%	15%

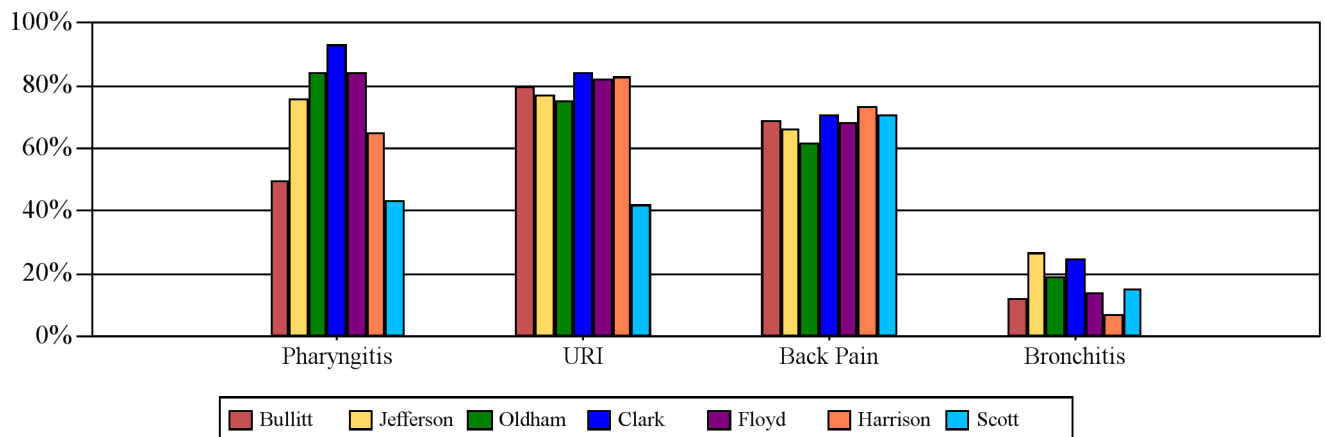
### Diabetes Measures



### Screening Measures



### Acute Care Measures



## Explanation of Metrics

All measures except colorectal cancer screening use criteria established by HEDIS. HEDIS is a set of standardized performance measures designed to ensure that purchasers and consumers have the information they need to reliably compare the performance of managed health care plans (<http://www.ncqa.org>). However, this report used administrative data only. No chart review was conducted.

Measure	Eligible Population	Numerator Criteria
<b>Diabetes</b>	Patients 18–75 years of age with diabetes (type 1 and type 2).	HbA1C: An HbA1c test performed in 2009.  LDL-C: An LDL-C test performed in 2009.  Eye Exam: An eye screening for diabetic retinal disease. This includes diabetics who had a retinal or dilated eye exam by an eye care professional in 2009 or a negative retinal exam in 2008.  Nephropathy: A nephropathy screening test or evidence of nephropathy in 2009.  Composite: Average percentage of patients who received at least 1 of the 4 diabetes measures.
<b>Breast Cancer Screening</b>	Females 40–69 years of age.	One or more mammograms during 2008, 2009.
<b>Pediatric Pharyngitis</b>	Children 2–18 years of age who were diagnosed with pharyngitis and dispensed an antibiotic.	A group A streptococcus test in the seven-day period from three days prior to three days after the episode start date.
<b>Pediatric Upper Respiratory Infection</b>	Children 3 months–18 years of age who were given a diagnosis of upper respiratory infection.	Not dispensed prescription for antibiotic medication on or three days after episode date.
<b>Low Back Pain</b>	Patients 18-50 years of age with a primary diagnosis of low back pain.	Did not have an imaging study on or in the 28 days following initial episode date (plan X-ray, MRI, CT scan).
<b>Cervical Cancer Screening</b>	Females 21–64 years of age.	One or more Pap tests during 2007, 2008, 2009.
<b>Colon Cancer Screening</b>	Patients 50–52 years of age.	One or more screenings during 2007, 2008, 2009, defined by the following criteria, 1) fecal occult blood test, 2) flexible sigmoidoscopy, 3) double contrast barium enema or air contrast barium enema, or 4) colonoscopy.
<b>Chlamydia Screening</b>	Females 16–24 years of age who were identified as sexually active.	At least one chlamydia test during 2009.
<b>Adults with Acute Bronchitis</b>	Patients 18–64 years of age with a diagnosis of acute bronchitis.	Not dispensed an antibiotic prescription on or three days after episode date.